





-  LAKE UNION DRAINAGE BASIN  
PER KING COUNTY NATURAL RESOURCES
-  AREAS OF UNTREATED STORMWATER DISCHARGE  
(SPU PARTIALLY SEPARATED)
-  AREA TREATED BY THE SWALE ON YALE  
(FORMERLY UNTREATED DISCHARGE)
-  AREA TREATED BY DATA1, WATERSHED, AND PHASE3  
(FORMERLY UNTREATED DISCHARGE)

